


NUMBER STORIES WORKBOOK ONE



JOHN WARD STUDEBAKER

This edition published 2025
by Living Book Press
Copyright © Living Book Press, 2025

ISBN: 978-1-76153-790-5 (softcover)

All rights reserved. No part of this publication may be reproduced, stored in a retrieval system, or transmitted in any other form or means – electronic, mechanical, photocopying, recording or otherwise, without the prior permission of the copyright owner and the publisher or as provided by Australian law.



A catalogue record for this
book is available from the
National Library of Australia

Number Stories Workbook 1

by

JOHN WARD STUDEBAKER



TO THE TEACHER

This *workbook* provides thought-provoking exercises correlated with *Number Stories, Book One*, the first book of a three-book series designed to present the fundamental arithmetical ideas of the first three grades.

While this *workbook* correlates with the content of *Number Stories, Book One*, the authors have designed the exercises so that they may be used independently of any text. But, if used independently of *Number Stories, Book One*, oral work should precede the use of each exercise. Careful checking of the children's work will aid in diagnosing difficulties in reading and comprehending number ideas.

This number *workbook* contains interesting exercises that incorporate and reinforce the following number ideas:

Counting and reading numbers from 1 to 20

Reading and associating number words from 1 to 10

Rote counting and reading numbers by 10s to 100

Reading numbers from 21 to 100

Money: *cent, penny, nickel, dime*

Counting and reading ordinals: first to fifth

Concepts of size: *big, bigger, biggest; little, large, larger, largest; small, smaller, smallest; long, longer, longest; short, shorter, shortest; tall, taller, tallest*

Concepts of quantity: *many, more, most*

Concepts of distance and location: *top, bottom, between, high, higher, highest, under, after*

Reading labels and identifying objects and pictures by labels

See Back Inside Cover for Detailed Teacher's Notes.

Here is a little monkey.
He is in a big tree.
The little monkey is Jo-Jo.
The big tree is his home.



Find little Jo-Jo.
Find big Father Monkey.



Find the little monkeys.
Find the big monkeys.



Find the big trees.
Find the little trees.



Find the monkey that
has something big.
Find the monkey that
has something little.





Jo-Jo

Jerry

Jocko

Mother Monkey

Father Monkey

Here are Jo-Jo, Jerry, and Jocko.

Here are Father Monkey and Mother Monkey.

Jo-Jo is a little monkey.

Find Jo-Jo.

Color him black.

Jerry and Jocko are bigger than Jo-Jo.

Find Jerry and Jocko.

Color Jocko brown.

Mother Monkey is bigger than Jo-Jo.

She is bigger than Jerry and Jocko.

Father Monkey is bigger than Mother Monkey.

Father Monkey is the biggest of all.

Color Father Monkey yellow.



Jo-Jo and his brothers like to climb trees.
Here they are in the trees.

Make a ring around **Yes** or **No**.

- | | | |
|-------------------------------|-----|----|
| Is Jerry in the biggest tree? | Yes | No |
| Is Jo-Jo in the biggest tree? | Yes | No |
| Is Jocko in the biggest tree? | Yes | No |
| Is Jo-Jo as big as Jocko? | Yes | No |
| Is Jo-Jo as big as Jerry? | Yes | No |
| Is Jo-Jo the biggest monkey? | Yes | No |
| Is Jerry bigger than Jo-Jo? | Yes | No |
| Is Jocko bigger than Jo-Jo? | Yes | No |




Here are two monkeys.
Find the smaller monkey.



Here are two trees.
Find the smaller tree.



Here are four coconuts.
Find the two smallest
coconuts.



Here are four trees.
Find the two smallest trees.



Here are four monkeys.
Find the two smallest
monkeys.



One rabbit is small.

One rabbit is big.

Color the big rabbit
black.

Color the small
rabbit brown.



Here are two
kittens and a ball.

One kitten is
bigger than the ball.

One kitten is
smaller than the ball.

Color the bigger
kitten yellow.

Color the smaller
kitten black.



Here are three
monkeys.

Color the biggest
monkey brown.

Color the small-
est monkey black.





One coconut is big.
One coconut is small.
Color the big coconut brown.
Color the small coconut yellow.



Color the small cat yellow.
Color the big ball red.









Color the bigger rabbit black.
Color the smaller rabbit yellow.



Color the smaller pig black.
Color the bigger pig red.



Color the biggest dog brown.
Color the smallest dog black.

					
one 1	two 2	three 3	four 4	five 5	six 6

Draw one big ball here.


Draw two big balls here.

Draw three small balls here.

Draw four small balls here.

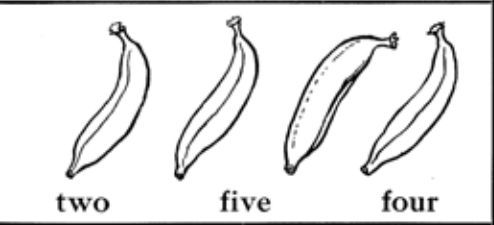
Draw five small balls here.

Draw six small balls here.




Here are two monkeys.
Find the word **two** under the monkeys.


Make a ring around **two**.



Make a ring around the word that tells how many bananas are here.



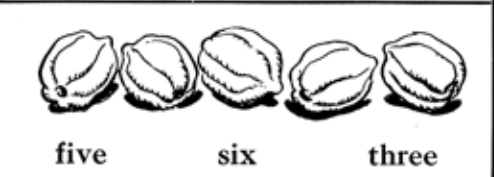
Make a ring around the word that tells how many birds are here.



Make a ring around the word that tells how many trees are here.



Make a ring around the word that tells how many dogs are here.



Make a ring around the word that tells how many coconuts are here.



one



two



three



four




five



six

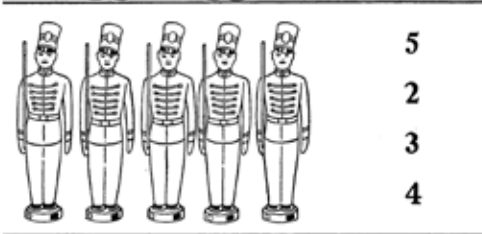
Make a ring around the number that tells how many things are in the picture.



4

1

6




5

2

3

4




1

6

2

3



2

5

1

3




6

3

4

1



3

4

5

6

Make a line to the word that tells what the number is.



two



six



four



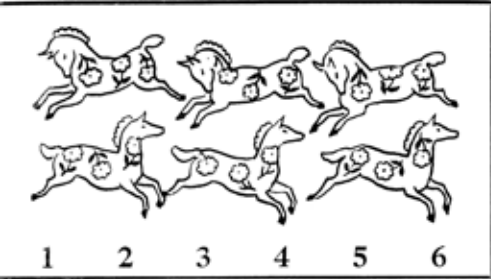
three



five



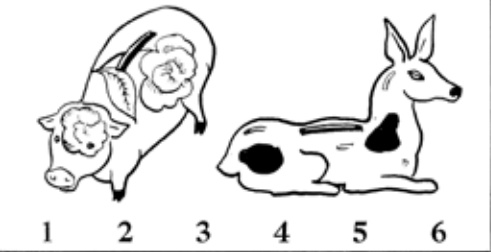
one



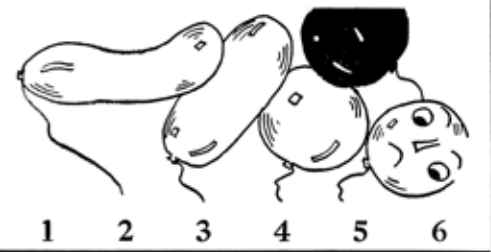
There are 6 things in this picture.

Find the 6 under the picture.

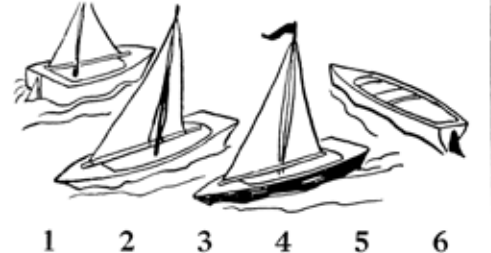
Make a ring around the 6.



Make a ring around the number that tells how many things are in this picture.



Make a ring around the number that tells how many things are in this picture.




Make a ring around the number that tells how many things are in this picture.



Make a ring around the number that tells how many things are in this picture.

Color the smallest pig red.

Color the biggest pig black.



Color the smallest dog brown.

Color the biggest dog black.




Make a ring around the ball that is smaller than the coconut.

Color the bigger ball red.



Make a ring around the pig that is smaller than the dog.

Color the bigger pig black.



Color the biggest kitten black.

Color the smallest kitten yellow.





Picture 1



Picture 2



Picture 3

Make a ring around Yes or No.

Are there five monkeys in Picture 1? Yes No

Are there three monkeys in Picture 1? Yes No

Are there four monkeys in Picture 3? Yes No

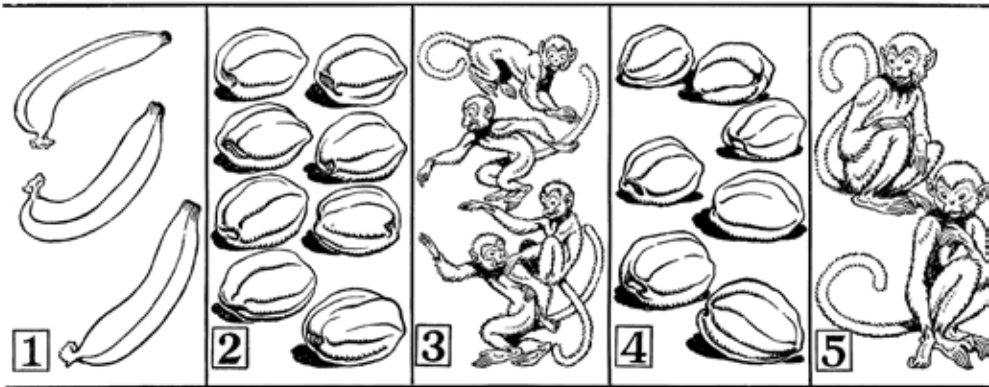
Are there five monkeys in Picture 2? Yes No

Is there one monkey in Picture 2? Yes No

Are there two monkeys in Picture 3? Yes No

Is there a monkey with a coconut in
Picture 2? Yes No

Is there a monkey with a coconut in
Picture 1? Yes No



Make a ring around the words that tell how many things are in Picture 1.

three bananas two bananas four bananas

How many things are in Picture 3?

six four three

Which picture shows two things?

Picture 2 Picture 4 Picture 5

Which picture shows eight things?

Picture 2 Picture 5 Picture 4

Which picture shows seven things?

Picture 3 Picture 4 Picture 1

Color 2 monkeys in Picture 3.

Color 4 coconuts in Picture 2.

Color 6 coconuts in Picture 4.

Color 1 monkey in Picture 5.



The word in the ring tells how many kittens are here.

Count the kittens.
Color six of the kittens.



The word in the ring tells how many dolls are here.

Count the dolls.
Color seven of the dolls.



The word in the ring tells how many rabbits are here.











Count the rabbits.
Color nine of the rabbits.



The word in the ring tells how many monkeys are here.

Count the monkeys.
Color eight of the monkeys.

This exercise may be used after pages 44-46, Number Stories, Book 1

 one 1	 two 2	 three 3	 four 4	 five 5
 six 6	 seven 7	 eight 8	 nine 9	 ten 10

Draw seven balls here.

Draw eight balls here.

Draw nine balls here.

Draw ten balls here.



7

The number in the ring tells how many dogs are here.

Count the dogs.
Color 6 of the dogs.



8

The number in the ring tells how many coconuts are here.

Count the coconuts.
Color 8 of the coconuts.



9

The number in the ring tells how many birds are here.

Count the birds.
Color 7 of the birds.



10

The number in the ring tells how many hats are here.

Count the hats.
Color 10 of the hats.


Make a line from the number to the word that tells what the number is.

5	8	6	7	10	9	4
eight	five	seven	ten	six	four	nine

ten

six

five



5

10

6

Make a ring around the word that tells how many chickens.

Make a ring around the number that tells how many chickens.

nine

eight

seven



7

9

8

Make a ring around the word that tells how many dolls.

Make a ring around the number that tells how many dolls.

ten

five

seven



7

5

10

Make a ring around the word that tells how many birds.

Make a ring around the number that tells how many birds.



Make a ring around the words that tell which monkey is-eating a coconut.

Monkey 1 Monkey 4 Monkey 5

Which monkey has a hat?

Monkey 2 Monkey 5 Monkey 7

Which monkey is on a rock?

Monkey 10 Monkey 6 Monkey 7

Which monkey will throw a coconut?


Monkey 1 Monkey 2 Monkey 3

Which monkey is eating a banana?

Monkey 9 Monkey 8 Monkey 7

Which monkey has a coat?

Monkey 8 Monkey 5 Monkey 10



Tree 1 is a tall tree.

Tree 3 is taller than Tree 1.

Tree 2 is the tallest tree.

Make a ring around **Yes** or **No**.

Is Tree 1 taller than Tree 2? Yes No

Is Tree 2 taller than Tree 1? Yes No

Is Tree 2 taller than Tree 3? Yes No

Is Tree 3 taller than Tree 1? Yes No

Is Tree 3 the tallest tree? Yes No

Is Tree 2 the tallest tree? Yes No

Color Tree 3 green.

Color Tree 1 brown.

Draw 4 coconuts on the tallest tree.